





COMPLEX PROBLEM SIMPLE SOLUTION

PRESENTING THE NEW FE ARTICULATED BUS.



-  HIGHER PASSENGER CAPACITY
-  ENHANCED PASSENGER COMFORT
-  EASY MANOEUVERING & INCREASED STABILITY
-  ELDERLY & DISABLED FRIENDLY FEATURES

TATA STARBUS URBAN 9/18
FE ARTICULATED BUS

TECHNICAL SPECS

Starbus Urban 9/18 FE Articulated Bus:

Powered by a Cummins ISBe six-cylinder 6.7-liter 296 Hp diesel engine, the Articulated Starbus measures 17.95 m in length. It offers seating capacity for 43* and standing for 48*. It also comes with a 5-speed auto transmission (5 forward and 1 rear).

| | |
|---------------------------|--|
| Model | TATA STARBUS URBAN 9/18 Front Engine – Articulated Bus |
| Engine | Cummins ISBe Diesel BS-IV 6.7 l 6 Cylinder in-line |
| Max Power | 296 HP |
| Axle | Front - Meritor, Heavy duty, Forged I beam Middle - Tata Axle (Drive axle) Rear - Tata axle (Dummy Axle) |
| Wheel Base (mm) | First - 5950 Second - 6900 |
| Wheel Track (mm) | Front - 2178 Rear - 1815 |
| GVW | 27 500 kgs |
| Vehicle Dimension | L - 17950 mm x W - 2600 mm x H - 3330 mm |
| Brakes | Dual circuit, Full air, with ABS Front - Disc Middle - Drum Rear - Drum |
| Tyres | Front - 2, Middle - 4, Rear - 4, 295/80 R22.5 Radials |
| Steering | Hydraulic power steering; Adjustable Steering Column |
| Driver Seat | Pneumatic suspended |
| Suspension | Full Pneumatic suspension (at front, middle & rear axle) with ECAS |
| Overhang (mm) | 2600 - FOH |
| Passenger Capacity | (Seat + Standee): 43* + 48* |

*Passenger Capacity can be customized as per Customer Requirement.

** Tata Motors reserves the right to change the specifications without any notification.

TATA STARBUS URBAN 9/18 FE ARTICULATED BUS

